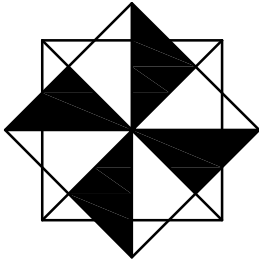
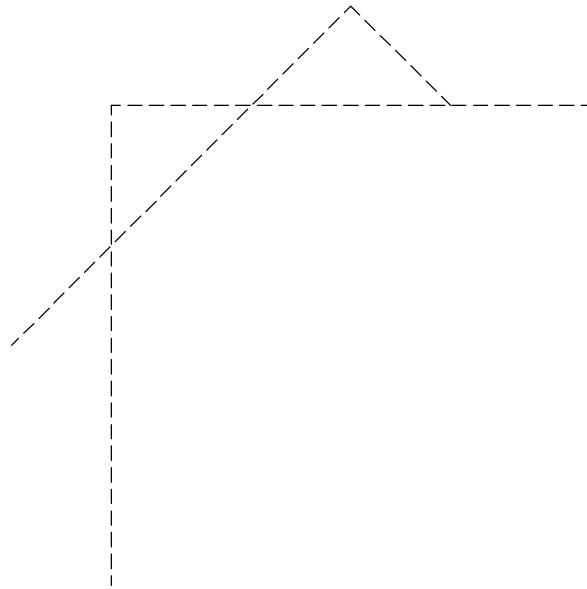
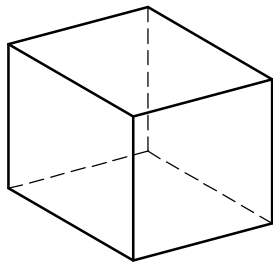


RECREATE THE OVERLAPPING SQUARES VISUAL STUDY, AS 2.5"X2.5" SIZE. CENTER YOUR DRAWING IN THE BOX TO THE RIGHT. USE A TRIANGLE FOR STRAIGHT LINES.



DRAW THE HEXAHEDRON IN THE SQUARE TO THE RIGHT. LABEL BELOW THE SOLID USING TECHNICAL LETTERING.



NAME:

SCHOOL:

DATE: