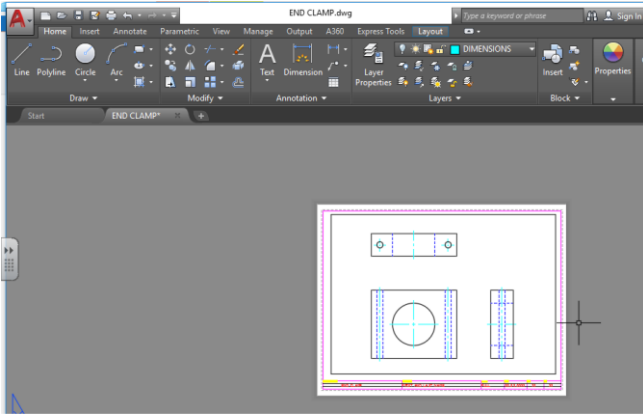
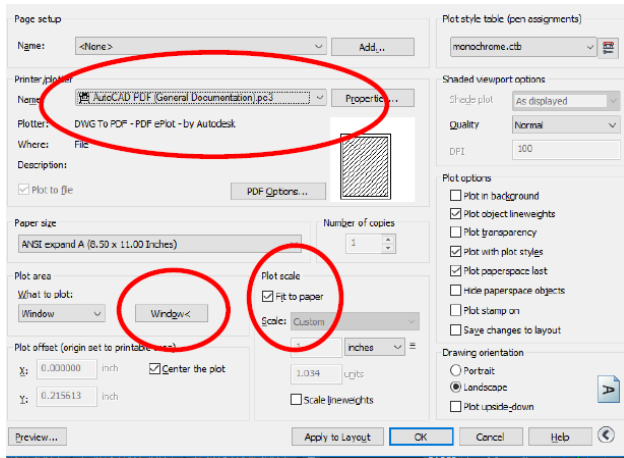


How to convert a CAD file to .jpg to upload to Weebly portfolio.

1. Have your CAD drawing set up in Paper Space.



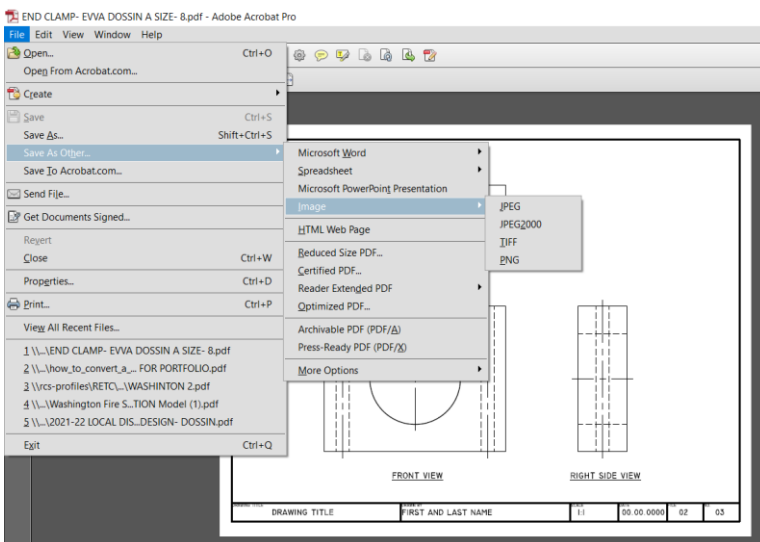
2. Go to Plot as you normally would but select the **AutoCAD PDF** as your printer. **Window** your drawing as normal, select the **Fit to Paper** option, **Preview** your drawing and if it looks good, click **OK**



3. It will ask you where you want to save your PDF file. Save it in your classroom folder.

4. Open your file in **Adobe Acrobat PRO** program.

5. Go to **FILE, Save As Other, Image, JPEG**.



6. Save the jpeg to your classroom folder.

7. You can now upload that jpeg image to your portfolio. 😊